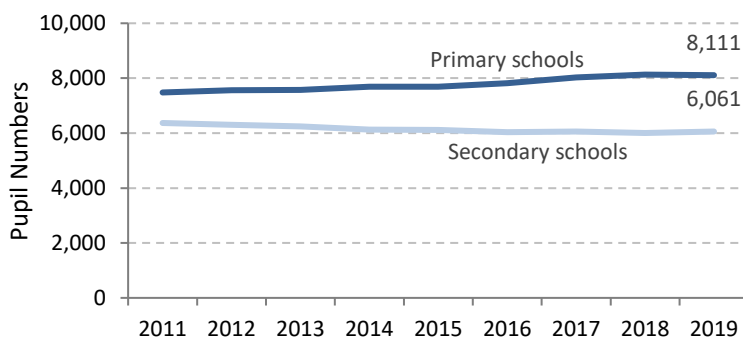


At a glance...

The aim of this report is to provide a picture of schools in Jersey and how they have changed over time. Information is presented on school and pupil numbers, average primary class sizes and pupil characteristics such as gender, first language, children looked after, special educational needs (SEN) and Jersey Premium.

In January 2019:

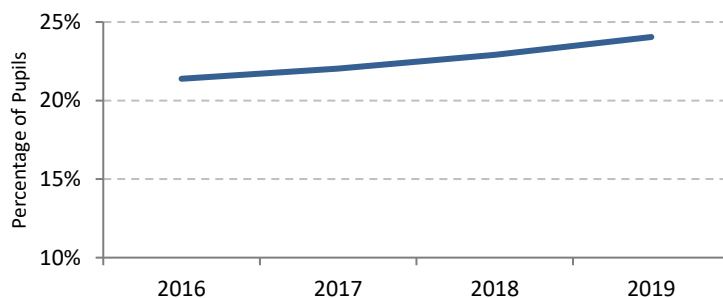
■ The total number of pupils in Jersey schools was 14,172



In 2019, the number of pupils in Jersey primary schools decreased for the first time since 2011.

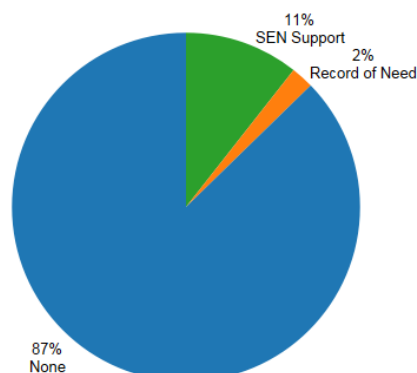
In contrast, the number of pupils in Jersey secondary schools increased by 1 per cent (56 pupils) in the latest year.

■ The proportion of pupils with EAL was 24 per cent



The percentage of pupils in Government schools in Jersey with English as an additional language has increased by 3 percentage points since 2016.

■ The proportion of pupils with SEN was 13 per cent



13 per cent of pupils in Government schools in Jersey were classified as having special educational needs. This represents 1,339 pupils, of whom 232 had a Record of Need.

Introduction

Data used in this report are collected as part of the routine termly school census.

Overall pupil numbers reflect pupils of all ages in all schools in Jersey (including non-maintained schools). Due to the availability of data, statistics on pupil characteristics reflect pupils of compulsory school age in Government provided schools only. Unless otherwise stated, all figures in this report are accurate as at January 2019.

Types of Schools

Government provided schools are those maintained by the Children, Young People, Education and Skills Department and include non-fee paying schools, fee-paying schools and special schools.

Non-maintained schools are also known as private, independent or non-Government schools and are not administered by the Children, Young People, Education and Skills Department.

Special schools provide tailored provision for pupils with special educational needs.

Schools in Jersey

In January 2019, there were 31 primary schools, 9 secondary schools and 2 special schools in Jersey providing educational services for pupils of compulsory school age (see Appendix A for a full list of registered schools in Jersey).

■ Primary Schools

Of the primary schools registered in Jersey, 24 are Government schools (22 non-fee paying and 2 fee paying) and 7 are non-maintained. The two fee paying Government schools in Jersey are academically selective i.e. they admit some or all pupils based on certain academic selection criteria, of which one provides education for 7-11 year olds only. Specific admission criteria are determined by the non-maintained schools.

In the 2018/2019 academic year, 19 of the Government primary schools that provide education for 4-11 year olds also offered nursery provision for children aged 3 to 4 years.

The average size of Government primary schools has increased by 22 pupils in the last eight years, from 253 pupils per primary school on average in 2010/2011 to 275 in the latest year. To meet the needs of an increasing primary school population the number of classes has increased, with 14 additional classrooms created in total since 2010. The average class size has therefore not risen with the rise in school size.

■ Secondary Schools

The secondary schools in Jersey are made up of 7 Government schools (5 non-fee paying schools and 2 fee paying schools) and 2 non-maintained schools. Of the 9 secondary schools, 3 are academically selective.

In 2018/2019, the size of Government secondary schools in Jersey ranged from 563 pupils to 772 pupils.

Class Sizes

Class size statistics presented in this section reflect compulsory school age pupils in Government mainstream¹ primary schools.

The published maximum class size for a primary school form is 26 children. This is published in the Education Minister's [Admissions to non fee paying Primary Schools Policy](#) . This policy also includes information about the decision process for increasing numbers above the published maximum.

In January 2019, class sizes in Government mainstream primary schools ranged from 15 to 30 pupils in a class. The average class size was 25.1 across all Government primary schools. This compares to an average class size in State-funded primary schools in England of 27.1 in January 2019.

It should be noted that class size statistics reflect all Government mainstream schools including fee-paying Government schools who are responsible for their own admissions. Excluding fee-paying Government schools results in an average class size of 25.5 across Government primary schools.

In January 2019, over a third (34%) of primary classes in Government schools exceeded 26 pupils per class however no primary school in Jersey had a class with more than 30 pupils.

Pupils in Jersey

Pupil Numbers

Table 1: Primary, Secondary and all pupils in schools in Jersey; 2011 to 2019

Year	Government Primary Schools	Government Secondary Schools	All School Types
2019	6,605	4,844	14,172
2018	6,629	4,814	14,136
2017	6,553	4,862	14,077
2016	6,404	4,867	13,857
2015	6,311	4,936	13,809
2014	6,304	4,957	13,817
2013	6,182	4,996	13,811
2012	6,145	5,049	13,854
2011	6,083	5,095	13,849

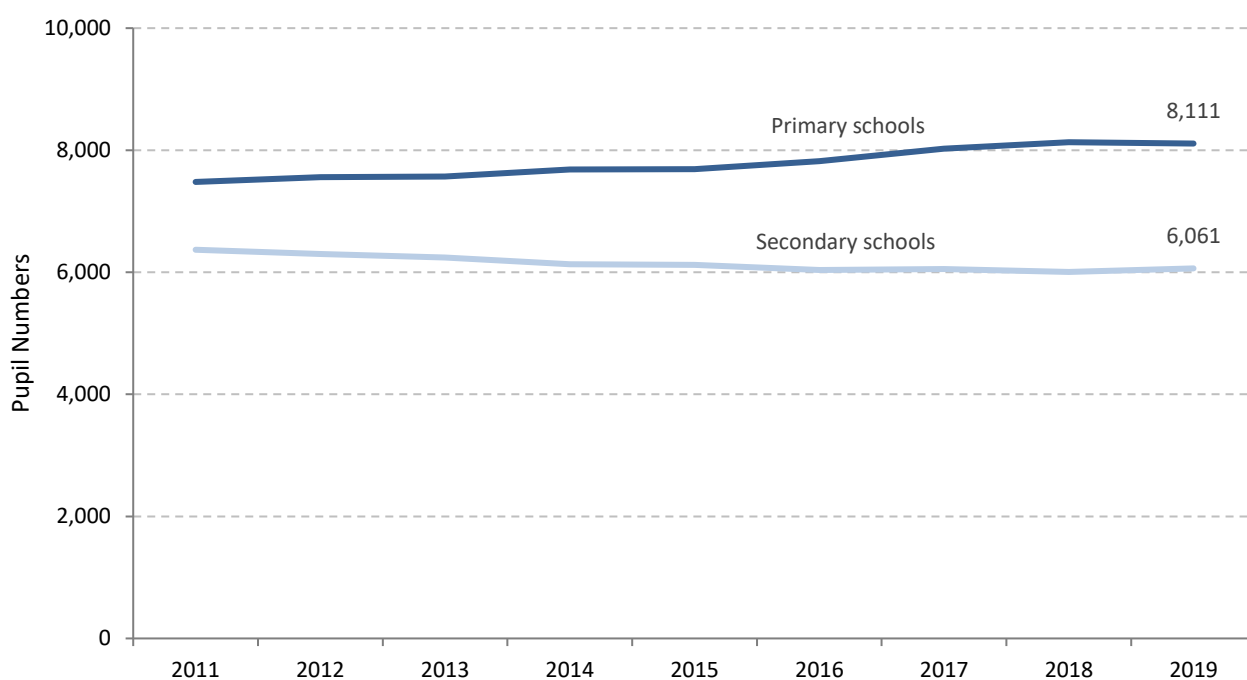
¹ Mainstream schools include all non-special schools.

In January 2019, the total number of pupils enrolled in schools in Jersey was 14,172 (Nursery to Year 13), reflecting an increase of 36 pupils since January 2018.

In addition to the 14,172 pupils enrolled in schools in Jersey, 45 were home schooled and 513 aged 16 to 18 years old were enrolled on full time courses in years 12 and 13² at the further education college in January 2019.

Figure 1 shows the number of pupils in primary and secondary schools in Jersey recorded in January (spring school census) each year from 2011 to 2019.

Figure 1: Number of pupils in all schools in Jersey; 2011 to 2019

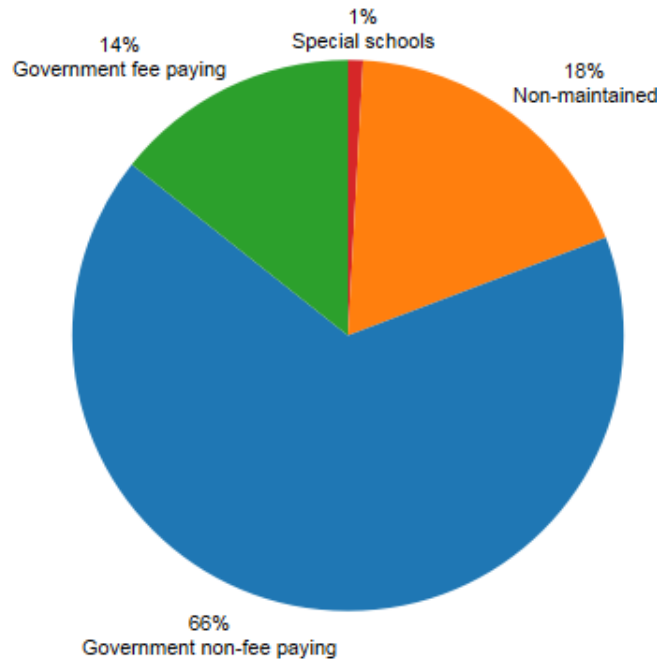


The number of pupils in Jersey primary schools has grown by 8 per cent from 2011 to 2019, reflecting an increase of 631 pupils. Whereas the number of pupils in Jersey secondary schools has dropped by 5 per cent in the same period, reflecting a decrease of 308 pupils.

In the latest year, the number of all primary school pupils decreased for the first time since 2011, by 20 to a total of 8,111. In contrast, the number of pupils in all secondary schools in Jersey increased in 2019 by 56, taking the total to 6,061.

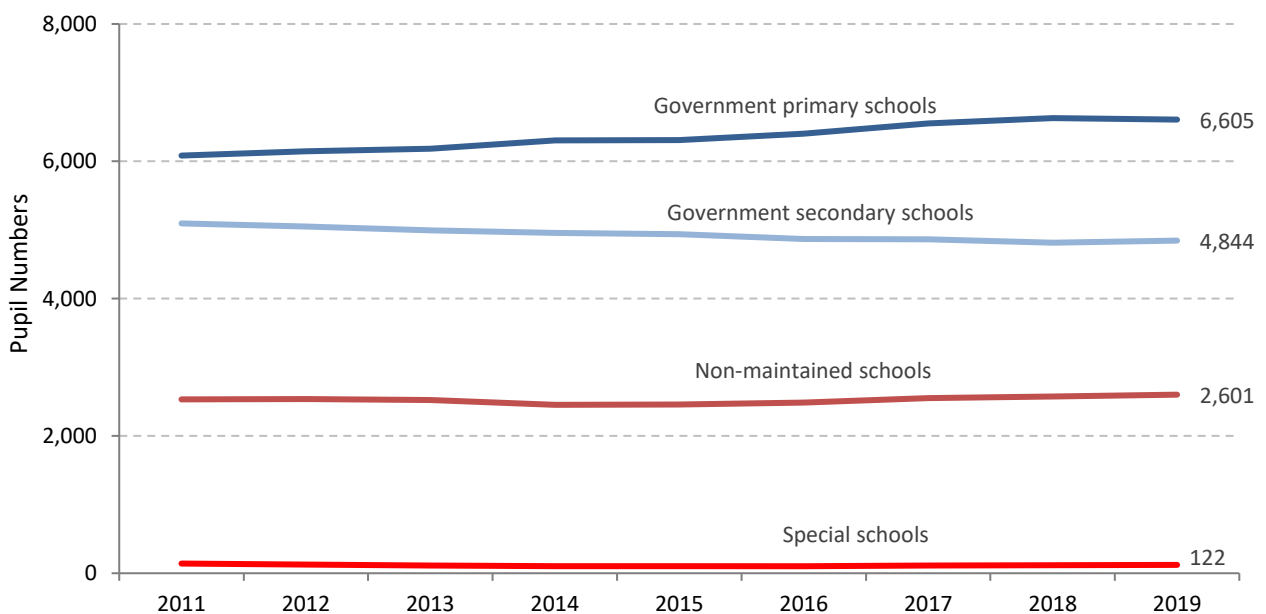
² Figures from the Further Education College show that a total of 766 students aged 16 and above were enrolled on Entry to Level 3 full-time courses at the time of the colleges November census in 2018 (excluding Higher Education students).

Figure 2: Pupils in Jersey by type of school attended; January 2019



A breakdown of pupils by type of school attended shows that in January 2019, two thirds (66%) of all pupils were enrolled in Government non-fee paying schools whilst a further one in seven (14%) were attending Government fee-paying schools. Less than 1 per cent of all pupils in Jersey were educated in special schools and almost a fifth (18%) of pupils in Jersey were enrolled in non-maintained schools. The distribution remains unchanged over the last 5 years.

Figure 3: Pupils in Jersey by type of school attended; January 2019



Since 2011, the number of pupils in Government primary schools has increased by 9 per cent, whereas the number of pupils in Government secondary schools has decreased by 5 per cent. The number of pupils in non-maintained schools increased by 3 per cent over the same period (2011 to 2019).

Figure 4: Pupils enrolled in Government schools in Jersey by their home parish; January 2019

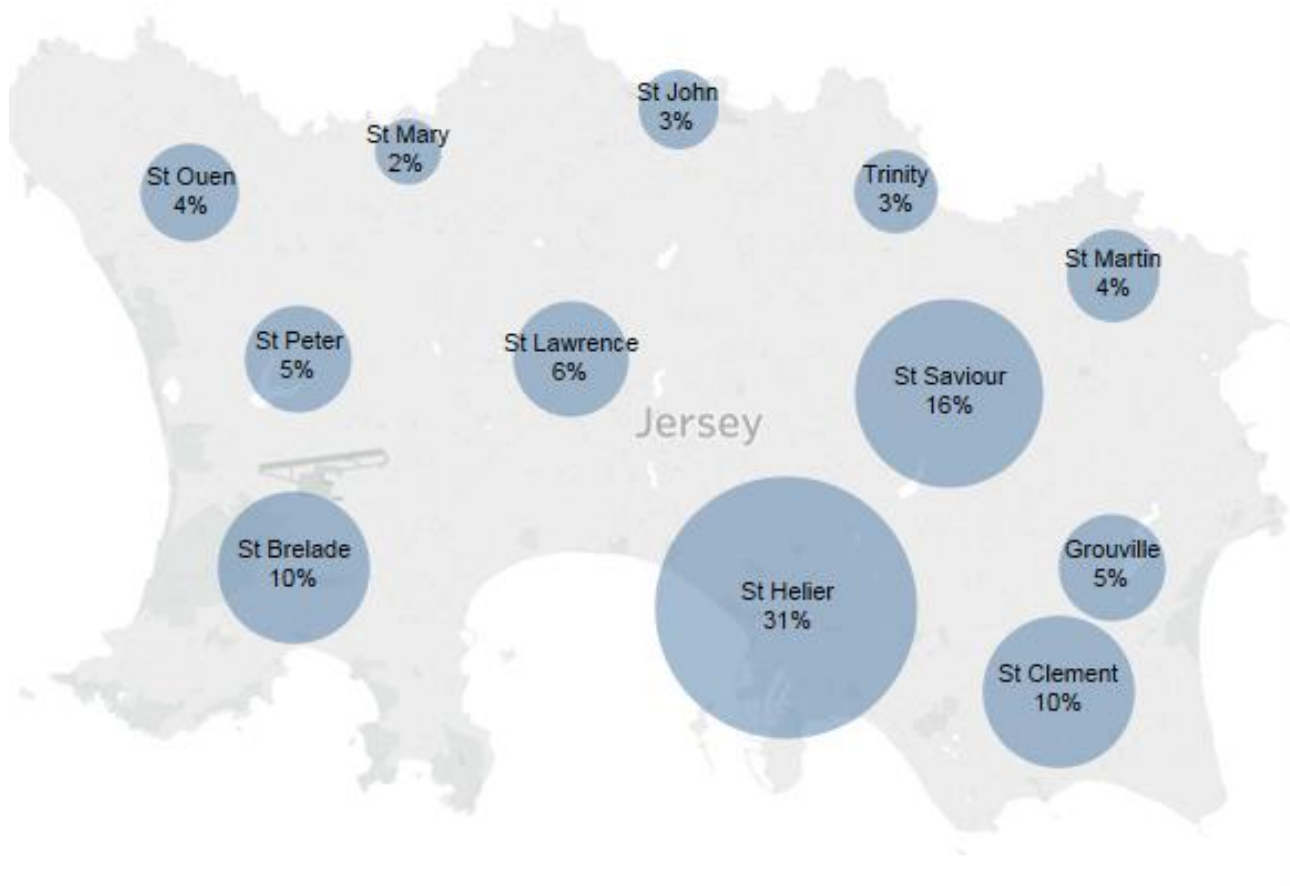
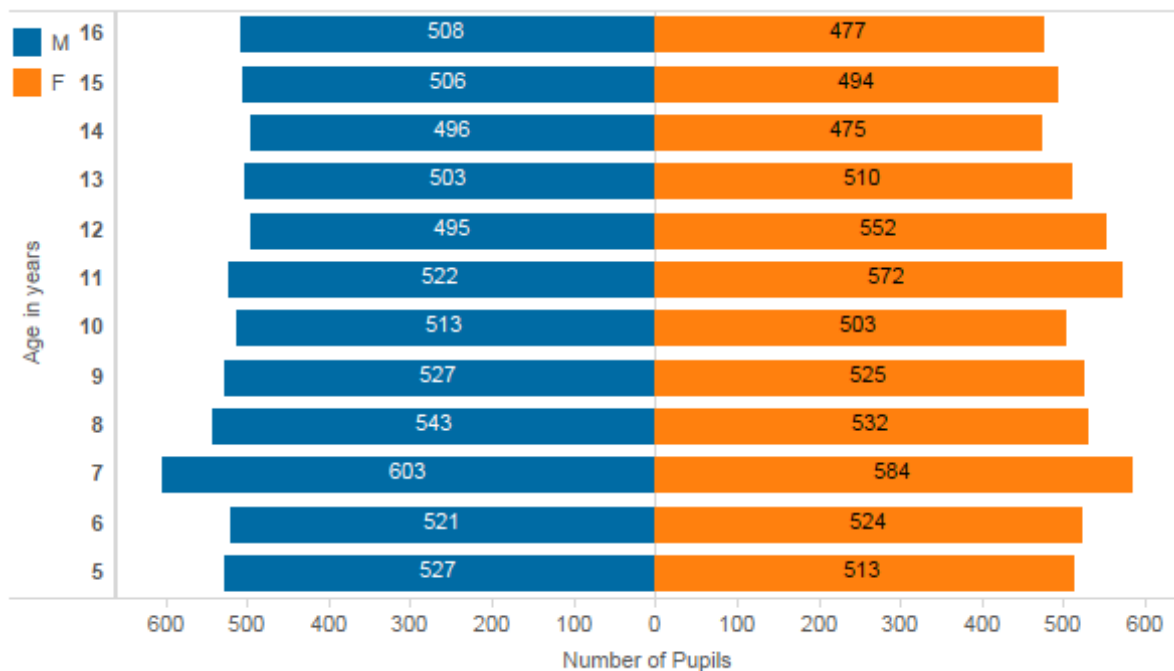


Figure 4 shows the distribution of pupils attending Government schools in Jersey by parish of home residence. In January 2019, almost a third (31%) of all pupils attending Government schools lived in the parish of St Helier and a further one in six (16%) lived in the parish of St Saviour. This is similar to the picture observed in previous years.

Age and Gender³

In January 2019, 6,264 pupils (50%) of compulsory school age were boys and 6,261 pupils (50%) were girls.

Figure 5: The age and gender of compulsory school age pupils in all schools in Jersey; January 2019



First Language

The language that pupils experience at home during early development and continue to experience in the home or community. If a pupil experiences more than one language (which may include English) during early development, then they are deemed to have English as an additional language (EAL) and the language other than English is recorded as their first language. This measure is not a measure of English language proficiency or a good proxy for recent immigration.

Table 2: Percentage of compulsory school age pupils with English as an additional language in Government schools in Jersey; 2016 to 2019

Year	Government Primary Schools	Government Secondary Schools	Government Special Schools	All Government Schools
2019	26	21	25	24
2018	25	20	25	23
2017	25	18	24	22
2016	25	17	23	21

In January 2019, a quarter (24%) of all pupils of compulsory school age in Government schools were recorded as having English as an additional language, an increase of 3 percentage points since 2016.

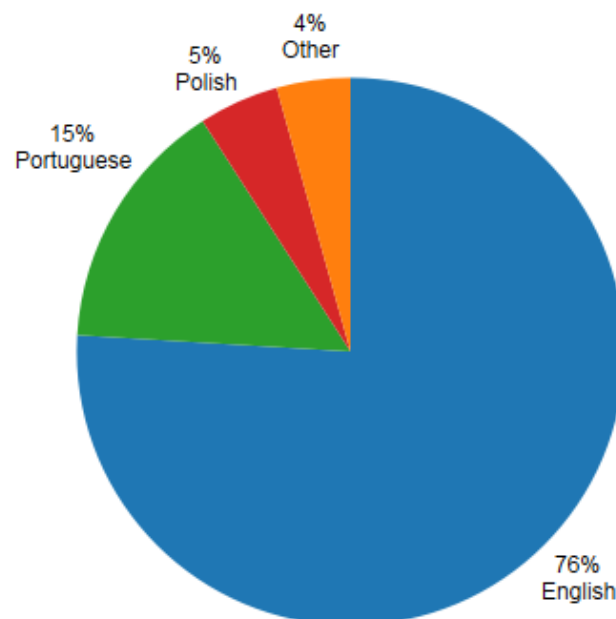
³ The Department supports pupils questioning or changing their gender. If the school is unsure which gender to record for a particular pupil, the gender is recorded according to the wishes of the pupil and/or parent.

It should be noted that the increase in the number of pupils with English as an additional language is not necessarily driven by an increase in direct current immigration. Many pupils with English as an additional language are born in Jersey. More accurate recording of first language information in schools in Jersey in recent years may also explain any increase.

Over a quarter (26%) of all Government primary school pupils in Jersey experienced languages other than English during early development. In State-funded primary schools in England the comparable figure is 21 per cent. The proportion of primary school pupils in Jersey who experienced a language other than English is similar to in the English local authorities of Walsall (25%), Newcastle upon Tyne (27%) and Richmond upon Thames (27%).

In Government secondary schools in Jersey, the proportion of pupils of compulsory school age that experienced a language which is known or believed to be other than English is 21 per cent. In State-funded secondary schools in England the comparable figure is 17 per cent. The proportion of secondary school pupils who have English as an additional language is the same as in the English local authorities of Derby (21%), Walsall (21%) and Stoke-on-Trent (21%).

Figure 6: First languages of compulsory school age pupils in Government schools in Jersey; 2019



Of the pupils in Government schools who have English as an additional language, 62 per cent have Portuguese as a first language and 20 per cent have Polish as a first language.

Children Looked After

A child is deemed to be 'looked after' if he or she is:

- (a) a child in the care of the Minister⁴;
- (b) a child, other than a child falling within the description in paragraph (c), provided with accommodation by the Minister for a continuous period of more than 24 hours in the exercise of the Minister's functions under any enactment;
- (c) a child or young person within the meaning of the Young Offenders Law who is required to be detained in custody on remand or following sentence under any provision of that Law, where the place of custody is:
 - (i) secure accommodation,
 - (ii) a young offender institution, or
 - (iii) the prison,within the meaning of that Law.

For children in receipt of short breaks, where the child is accommodated for an initial period of more than 24 hours, followed by a further series of 'short breaks' (whether for more or less than 24 hours), if the 'need' for these placements is such that they are likely to be required for a continuous period of time, then Children's Services consider whether it would be in the child's best interests for Looked after status to be maintained throughout the period in which short breaks are provided.

In January 2019, the total number of looked after children (of compulsory school age) enrolled in Government schools in Jersey was 41; this corresponds to 17 looked after children in primary schools, 13 in secondary schools and 11 in special schools. In addition to this, 21 Jersey looked after children (of compulsory school age) were educated off-Island.

⁴ Children (Jersey) Law 2002: Minister for Health and Social Services to date; Children's Minister from end of 2019

Special Educational Needs (SEN)

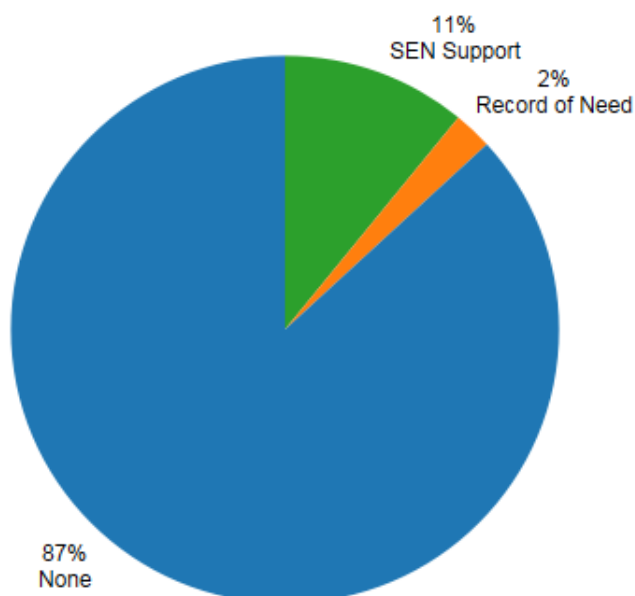
SEN Classifications

SEN support: Extra or different help is given from that provided as part of the school's usual curriculum. The class teacher and special educational needs co-ordinator (SENCo) may receive advice or support from outside specialists.

Record of Need (RoN): A pupil is said to have a record of need when a formal assessment of their special educational needs has been made. A document is in place that sets out the child's needs and the extra help they should receive.

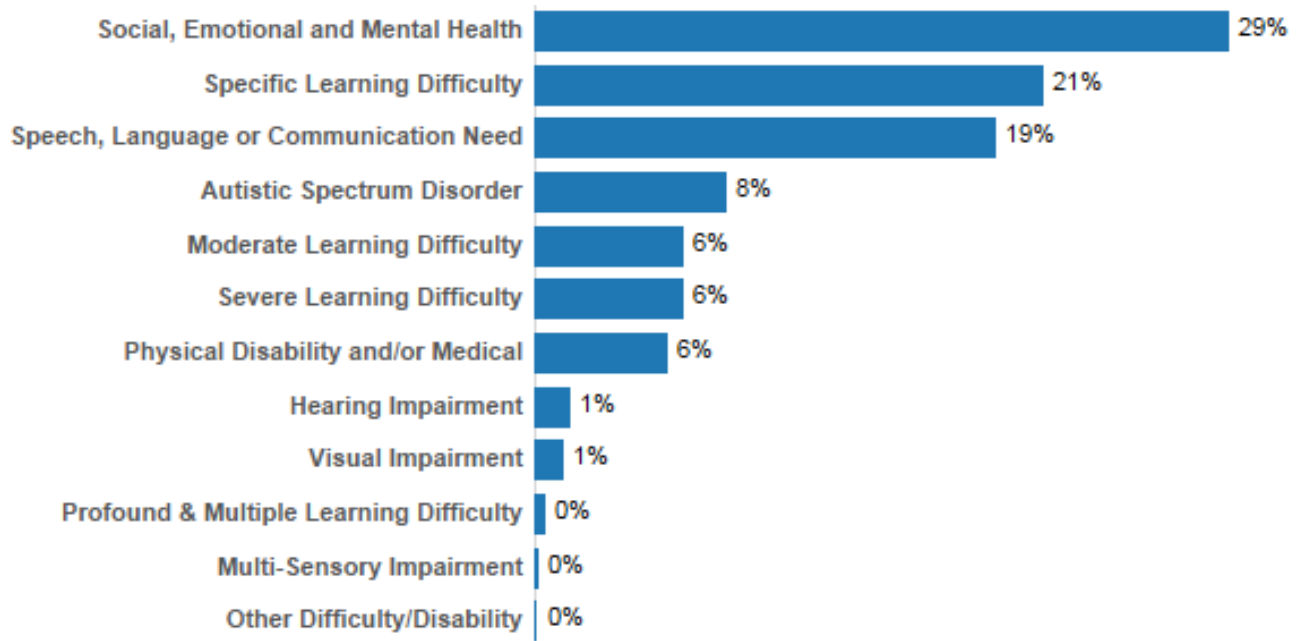
In January 2019, around one in seven (13%) pupils of compulsory school age in Government schools in Jersey were classified as having Special Education Needs. This represents 1,339 pupils, of which 232 had a Record of Need.

Figure 7: SEN classifications of compulsory school age pupils in Government schools in Jersey; 2019



In January 2019, around a quarter (29%) of all pupils with SEN were recorded as having social, emotional and mental health needs. A fifth were recorded as having a specific learning difficulty (21%) and a further fifth were recorded as having speech, language and communication needs (19%). This pattern is similar to that observed in previous years.

Figure 8: Compulsory school age pupils with SEN by description in Government schools in Jersey; 2019

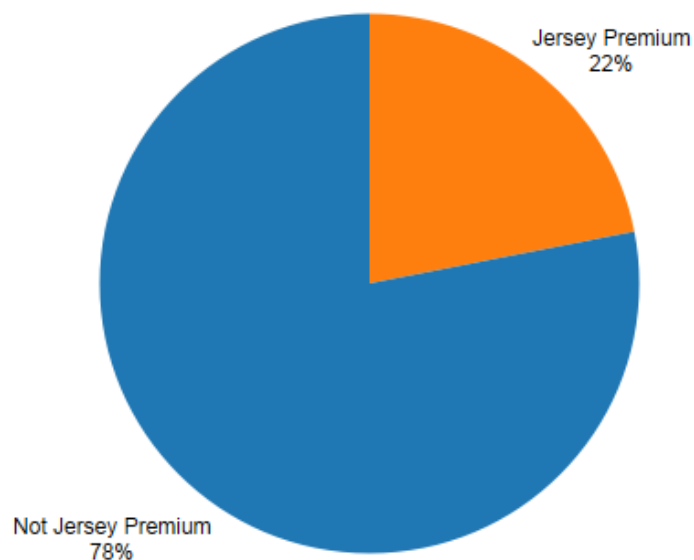


Jersey Premium

Jersey Premium is a targeted funding programme for schools which was introduced in 2017 to help all children get the very best from their education.

More information about the programme is available from www.gov.je/JerseyPremium

Figure 9: Percentage of compulsory school age pupils in receipt³ of Jersey Premium funding in Government schools in Jersey; 2019



The overall percentage of pupils of compulsory school age in Government schools in Jersey that were in receipt⁵ of Jersey Premium funding in January 2019 was 22 per cent, reflecting 2,248 pupils.

In Government primary schools 23 per cent of pupils were in receipt⁵ of Jersey Premium funding compared to 20 per cent of pupils in secondary schools.

⁵ For pupils in receipt of Jersey Premium, schools receive extra funding which is used to directly support their learning.

Background notes

Recording and data sources

Data are collected from all Jersey schools three times per year in September, January and May as part of the routine termly school census.

Government schools data are collected from the schools' management information system, SIMS. Prior to 2017, this information was recorded in CMIS. Non-maintained schools use various different management information systems and submit their data directly to the Children, Young People, Education and Skills Department.

Coverage

Overall pupil numbers reflect pupils of all ages (Nursery to Year 13) in all schools in Jersey (Government non-fee paying, Government fee-paying, Government special schools and non-maintained schools. Excludes private nurseries).

Due to the availability of data, statistics on pupil characteristics reflect pupils of compulsory school age (Reception to Year 11) in Government schools only.

Comparisons

Comparisons are made to figures calculated by England's Department for Education and published in the report *Schools, pupils and their characteristics: January 2019*⁶.

Timeliness

Figures in this report are as at January 2019.

Data quality and completeness

Data are checked and validated by schools during the census collection process to ensure the accuracy of recording, however some data quality issues may remain.

All figures have been rounded to the nearest integer.

Contact details

Insight Team
Children, Young People, Education and Skills
PO Box 142, Highlands Campus
Jersey, JE4 8QJ
EduInsight@gov.je

⁶ Department for Education, January 2019. Available from [Schools, pupils and their characteristics: January 2019 - GOV.UK](#)

Appendix A

Government non-fee paying primary schools	Government fee-paying primary schools	Non-maintained primary schools	Special schools
Bel Royal School d'Auvergne School First Tower School Grands Vaux School Grouville School Janvrin School La Moye School Les Landes School Mont Nicolle School Plat Douet School Rouge Bouillon School Samarès School Springfield School St. Clement's School St. John's School St. Lawrence School St. Luke's School St. Martin's School St. Mary's School St. Peter's School St. Saviour's School Trinity School	Jersey College Preparatory Victoria College Preparatory	Beaulieu Primary School De La Salle Primary School FCJ Primary School Helvetia House School St. Christopher's School St. George's Preparatory School St. Michael's Preparatory School ⁷	La Sente Mont à l'Abbé School
Government non-fee paying secondary schools	Government fee-paying secondary schools	Non-maintained secondary schools	
Grainville School Haute Vallée School Hautlieu School Le Rocquier School Les Quennevais School	Jersey College for Girls Victoria College	Beaulieu Convent School De La Salle College	

⁷ St Michael's Preparatory school also offers provision for pupils in years 7 and 8.